

Award Category: Excellence in Publication and Resources

Institution: University of Colorado Colorado Springs

Each year, the Orientation Office, Parent and Family Programs, and University Marketing collaborate to develop the annual Guide and Calendar. While these three departments are housed in separate units, their cross-unit collaboration fosters the development of a guide and calendar that puts the upmost priority on time-based and step-by-step sequential information intended to best aid student transition.

Innovative Changes:

In the past, the orientation guide and calendar has been a repetitious piece that duplicated much of the information presented at orientation or was available on department webpages (i.e. listing of each campus resource and support service, a short description of their services, and contact information). Not only was this repetitive information, it was quickly outdated, and took numerous hours to collect and proof by each campus resource. More importantly, the guide became an expensive publication piece that was not utilized by student and families post orientation.

Getting Started Steps: Given that orientation is already an overwhelming process for many, we decided to simplify the information in a manner to supplement rather than duplicate. This meant crafting a pre-orientation assessment for student and families to determine the most important factors they needed to know to have a successful transition. From this assessment and experiences at orientation, we crafted a getting started guide that walked students and parents through a sequential 7 step process featuring the most requested resources. The highest priority to family members was campus safety. As such, we placed campus safety information on the very first page next to the Chancellor's welcome. Meanwhile, immediately below followed 7 getting started steps that students and parents advocated are most important to their transition. The steps and information included:

- Step 1: Completing your financial aid
- Step 2: Applying for on-campus housing
- Step 3: Connect with you "getting started" team
- Step 4: Completing action items
- Step 5: Reserve a parking permit
- Step 6: Prepare for classes
- Step 7: Pay your bill

Throughout each of these steps, it was important for us to provide as minimal text as possible to minimize stress and promote agency for the student to complete the recommended steps. Additionally, Financial Services created fill-in-the-blanks for step 7, to resemble a workbook style for students and guests to complete during their orientation presentation.

Calendar To-Do Items: To supplement the getting started steps, we then shifted focus to the calendar time-bound "to do items" within each month that continued the student's forward momentum in their transition. These "to-do items" include friendly reminders such as checking their university emails or submitting immunization records. By segmenting information into need-to-know aspects during specific times of the year, we have found that it has become more digestible and welcoming to new students and their families.

Important Dates: The calendar features important academic deadlines and involvement dates throughout the year. Ranging from financial deadlines, to job fairs, the calendar was a collaborative effort with numerous campus departments. The robust nature of the dates included in the calendar has elevated this piece into a focal point for many offices when working with students.

Orientation Leader Involvement: This year's guide also features an orientation leader each month with a quote about what has fueled their success. Given the University's adoption of a new branding tag line "UCCS Fuels Your Success" we wanted to not only recognize our student leaders, but also have them provide insightful tidbits of success to pass along to future students. By incorporating the orientation leaders into the calendar, they were more likely to encourage the use of the calendar throughout orientation

Campus Department and Campus Maps:

On the final page of the calendar is a campus map for navigation, along with an alphabetized comprehensive list of the student resources and contact information. Unlike previous versions of the guide, we eliminated descriptions of each resource to provide ease and functionality.

Distribution Amounts:

This year, orientation distributed 8,000 copies to new students, families, and staff. The orientation calendar and guide are distributed to all attendees and their family members at first-year, transfer and veteran and military orientations. Additionally, the Parent and Family program office also mails copies of the calendar to students who have completed online orientation and houses the digital document of the calendar and guide on their website for year-round access.

Satisfaction Results:

After attending orientation:

- 92% of students feel more informed about campus resources.
- 84% of students feel more engaged and excited.
- 93% of parents and families feel more informed about campus resources.
- 89% of parents and families feel engaged and excited.

Student Feedback: The most positive part of my orientation was: "All the info in the calendar which helps us contact different offices of the school."

It is with great university and collaborative spirit that we submit this publication and we appreciate your consideration and review. If you happen to have any additional questions, please do not hesitate to reach out.

Sincerely,



Director of Orientation and New Student Outreach
UCCS Orientation Office
719-255-3181, nlockwoo@uccs.edu



University of Colorado
Colorado Springs

August 26, 2019

AHEPPP Excellence in Publication and Resources Awards Committee:

I am pleased to have the opportunity to nominate the UCCS Orientation Guide and Calendar for the AHEPPP Excellence in Publication and Resources Award. This year's calendar was a big undertaking that we are immensely proud of as it is a publication that is designed in-house to meet the specific needs of our incoming first year (freshmen and transfer) students and their families and was a collaborative effort between multiple departments on campus: Orientation, Parent and Family Programs, and Marketing and Communication. This year's Orientation Guide and Calendar has been referred to as a flagship publication for our university and designed with our university's new brand standards in mind.

Our goal in this year's Orientation Guide and Calendar was to include the "just-in-time" information to help students and their families get started at UCCS as well as to include a list of resources to help them to connect with once they arrived. Additionally, the calendar is filled with important to-do items, dates, deadlines, and events that we encourage students to take advantage of their first year at UCCS. One of our favorite parts of the Orientation Guide and Calendar are the quotes about student success from our Orientation Welcome Leaders. The Orientation Guide and Calendar has been distributed to over 8,000 students and their guests during our in-person Orientation sessions and mailed to over 100 families who completed our online Orientation. Further, the Orientation Guide has been distributed at events such as our Out-of-State Parent and Family Send-off and Move-in.

Sincerely,

A handwritten signature in blue ink that reads "Ellen M. Burkart". The signature is written in a cursive, flowing style.

UCCS FUELS SUCCESS

—


Ellen M. Burkart, M.S.

Interim Senior Executive Director, Student Support and Retention

Director, First Year Experience and Parent & Family Programs

University of Colorado Colorado Springs

719-255-7551 • Main Hall 324 • eburkart@uccs.edu



2019-2020 Guide and Calendar



University of Colorado
Colorado Springs



University of Colorado
Boulder | Colorado Springs | Denver | Anschutz Medical Campus



Welcome to the Mountain Lion Family

Our goal is to fuel your success. As a premier institution with exceptional faculty and staff who are committed to the success of students, we are eager to partner with you in providing an academically rigorous and life-enriching experience.

UCCS is a vibrant university community offering an institutional experience rooted in a history of success. Forward thinking faculty and innovative programs propel students into undergraduate research opportunities, internships, and careers in their chosen fields. We place special emphasis on integrated and community-based learning experiences that further the personal potential of students.

We place you above all. Whether inside or outside the classroom, student support is critical to our mission. To complement your academic pursuit, numerous academic support centers, campus engagement opportunities, and innovative leadership programs are available to advance your spirit of discovery. We are confident that we will achieve success together.

I join our faculty and staff in welcoming you to UCCS and look forward to your many successes.

Respectfully,

Venkat Reddy, Ph. D.
Chancellor

STUDENT RECORDS

The **Family Educational Rights and Privacy Act** of 1974 (FERPA) is a federal law that protects the privacy of student education records. The law applies to all schools that receive funds under an applicable program of the U.S. Department of Education. FERPA deals specifically with the education records of students, affording them certain rights with respect to those records.

For more details and to learn about the FERPA Consent to Release visit uccs.edu/registrar/ferpa-consent-to-release.

SAFETY

Store important numbers in your phone

UCCS Public Safety | 719-255-3111 (or 911 for emergencies)

Stay informed

Students and their families can stay informed of on-campus emergencies by visiting alerts.uccs.edu.

Sign up to receive emergency text messages

Students may sign up to receive emergency text messages from UCCS Police at alerts.uccs.edu. Students can also add a parent/family member/spouse/friend to receive emergency notifications by going to rave.uccs.edu.

Learn what to do in a campus emergency

Review information on the UCCS Public Safety website regarding what to do in a campus emergency.

uccs.edu/pusafety/what-to-do-in-a-campus-emergency

Report crimes and safety concerns

To report a crime, or if you are in danger, contact **UCCS Public Safety** at 719-255-3111 (or 911 in the case of an emergency).

To report a student in crisis or to seek help navigating campus and community support services, contact the **Office of the Dean of Students** (uccs.edu/dos) at 719-255-3091.

To report incidents of sexual misconduct, harassment, or discrimination, submit a report online to the **Office of Institutional Equity** (uccs.edu/equity), or call 719-255-4324.

Students: To talk confidentially without reporting, contact the **Wellness Center** (uccs.edu/wellness) at 719-255-4444.



GETTING STARTED AT UCCS

STEP 1

Complete your financial aid

page 3

STEP 2

Apply for on-campus housing

page 4

STEP 3

Connect with your “getting started” team

page 5

STEP 4

Complete action items

page 6

STEP 5

Reserve a parking permit

page 6

STEP 6

Prepare for classes

page 7

STEP 7

Pay your bill

page 8

STEP 1

Complete your financial aid



Apply for financial aid

- **Complete your FAFSA** (Free Application for Federal Student Aid) every year at fafsa.gov. UCCS school code - 004509.
- **Review your Student Aid Report.** Once you complete your FAFSA, you will be emailed a Student Aid Report (SAR) to review for accuracy. If you need to make corrections, our Office of Financial Aid can assist you or you can visit fafsa.gov to correct it.
- **Complete your paperwork.** Come in or send in your requested documents to complete your financial aid file.
- **Receive your award letter.** You'll get an award letter from Financial Aid detailing your eligibility.

Enroll in classes

- Students must be enrolled in classes to receive financial aid.
- Students are initially awarded as a full-time student and some awards may be reduced if the student is not enrolled full time (at least 12 credit hours).
- For federal loans, a student must be enrolled at least half-time, which is at least six credits.
- Waitlisted classes are not considered as "enrolled" classes.
- Verification of enrollment will happen each semester ten days before the start of classes and again at census date.

View, accept, reduce, and/or decline awards

- Log in to myUCCS portal and click on the Financial Aid tab to view, accept, reduce, and/or decline awards.
- Complete and sign any applicable promissory note(s) for any loan(s) you are accepting.
- First-time Federal Direct Loan borrowers and Federal GradPLUS borrowers must complete loan entrance counseling at studentloans.gov.

Receive financial aid disbursement

Disbursement is the actual payment of financial monies toward the bill. Disbursement of financial aid monies to UCCS occurs no earlier than ten days prior to the first day of the semester.



On-campus housing at UCCS

Living on campus is mandatory for all first-year students - some exceptions apply. For details visit uccs.edu/residence.

Apply today! Complete a housing application as soon as possible at uccs.edu/residence. All room types are first-come, first-serve. The application will note your preferred room type, themed floor, and roommate requests.

What's included: Parking, laundry, Wi-Fi, cable, and utilities.

Placement information: Room assignments are completed based on application date. Students are notified monthly during the summer via email of their roommate(s) and room placements. Disability Services reviews requests for housing and residential accommodations. uccs.edu/disability

Meal plans: Meal plans are included in the housing fee for students living in Summit Village and the Village at Alpine Valley. For commuter students and students living in the Alpine Village Apartments, meals plans are not required, but can be purchased. Clyde's Cash offers bonus dollars and can be used at any UCCS dining facility. For more information regarding dining services, visit uccs.edu/diningservices.

Move-in times: Move-in for students living in first-year housing and/or enrolled in GPS 1010 or GPS 1020 will be on Tuesday, August 20, 2019. Specific move-in times and details will vary depending on what village you were assigned. Please check your UCCS email for specific move-in information which will be released the first week of August.

Mailing addresses:

Summit Village residents

Students living in Aspen, Breckenridge, Copper, Eldora, Keystone, Monarch, Steamboat, Telluride, or Vail

Student Full Name, Box # (if known)
1010 Austin Bluffs Parkway
Colorado Springs, CO 80918

Village at Alpine Valley/Alpine Village residents

Students living in Antero, Crestone, Cucharas, La Plata, San Juan, or Shavano

Student Full Name, Box # (if known)
4645 Stanton Road
Colorado Springs, CO 80918

Move-in checklist

- ☐ Review the Resident Handbook at uccs.edu/residence/current-resident/policies
- ☐ Purchase renters insurance.
- ☐ Register for a parking permit online at uccs.edu/pts/parking (included in the cost of housing).
- ☐ Submit proof of required immunizations via the Wellness Center Portal at uccs.medicatconnect.com.
- ☐ Sign up to receive emergency text alerts at alerts.uccs.edu.
- ☐ Connect with your roommate(s) to decide on what shared items each will bring (microwave, TV, mini fridge, etc.)
- ☐ Create a packing list; residence hall rooms are functional, but small. Plan accordingly.

Things to consider bringing:

- ☐ Bedding (*XL twin sheets - 2 sets, blanket, comforter, pillows, pillow cases, mattress pad, foam topper*)
- ☐ Laundry supplies (*detergent, dryer balls, stain stick, laundry bag, clothes hangers, iron, etc.*)
- ☐ Clothing (*don't forget a warm coat, gloves, and hat*)
- ☐ Bathroom supplies (*toilet paper, shower shoes, towels, toiletries, shower caddy, etc.*)
- ☐ Decorations (*wall art, rugs, poster putty, etc.*)
- ☐ School supplies (*pens, notebooks, highlighters, planner, etc.*)
- ☐ Electronics/appliances (*cell phone, surge protector, computer, TV and coaxial cable, mini fridge, microwave, ethernet cable, etc.*)
- ☐ First aid kit and medications
- ☐ Kitchen supplies (*microwave safe bowls/plates/cups, storage containers and bags, can opener, silverware, dish soap, dish cloth, dish towel, paper towels, travel mug, pot holders, water bottle, etc.*)
- ☐ Food (*oatmeal, granola bars, peanut butter, jelly, popcorn, tea, soup, Ramen noodles, etc.*)
- ☐ Other: fan, cleaning supplies (*disinfecting wipes, etc.*), games, playing cards, sunscreen, umbrella, lamp, flashlight, tool kit, sewing kit, etc.

*For a list of policies regarding things you are not allowed to bring, review the Resident Handbook at uccs.edu/residence/current-resident/policies.

STEP 2

Apply for on-campus housing

STEP 3

Connect with
your “getting
started” team



Academic Advising

Academic advisors are here to serve as a guide through a student's college career. Advisors will discuss education, career, and life goals and connect students with campus resources. Advisors will develop an academic plan to help students stay on track with their degree progress.

Students with any questions regarding their course schedules, degree plans, major exploration, or simply navigating college can schedule an appointment with their academic advisor. Students may schedule an appointment with their academic advisor via Starfish (uccs.edu/starfish) or by calling 719-255-3260.

Disability Services

Disability Services (uccs.edu/disability) provides reasonable accommodations and support to meet the individual needs of students with disabilities.

Students requesting accommodations can contact Disability Services at 719-255-3354 to discuss possible accommodations.

First Year Experience

First Year Experience (uccs.edu/fye) supports students by helping them gain confidence around their ability to succeed academically at the university level. FYE meets with students to assess their current academic situation and then create a plan which includes coaching students in improving academic performance and skills, along with helping them to establish a sense of belonging at UCCS.

Students wishing to discuss the transition to UCCS, prepare for getting started at UCCS, explore campus academic spaces, set up a study schedule, or meet with a peer academic coach, may schedule an appointment via Starfish (uccs.edu/starfish) or by calling 719-255-3570.

Gallogly Recreation and Wellness Center

The Wellness Center (uccs.edu/recwellness) provides convenient and affordable access to quality physical and mental health care for students. All actively enrolled students are welcome at the Wellness Center and medical insurance is not needed for an appointment. Students may schedule an appointment with the Wellness Center by calling 719-255-4444.

Campus Recreation strives to provide students diverse and inclusive recreational and educational opportunities to promote and enhance their well-being.



STEP 4

Complete action items



Log in to your myUCCS portal (uccs.edu/portal) to view your action items.

There are two types of action items: holds and to-do items.



To-Do items are items that you still need to complete or items that have been assigned to you with an updated status. Any incomplete to-do items may result in a hold.



Holds are items that may impact your ability to register for classes in the future and require immediate attention.



STEP 5

Reserve a parking permit



Commuter students:

A limited number of permits are sold for fall and spring (no limits during the summer) on a first-come, first-served basis. Students must purchase a permit in advance online. For types of permits sold (including permits for free lots), permit prices, and availability visit uccs.edu/pts.

On-campus residents:

Students residing on-campus must register for a resident parking permit online prior to the first day of classes. Students bringing a vehicle later in the semester may register their license plates online at that time. Parking permits are included in housing fees.



STEP 6

Prepare for classes

Confirm and print your schedule for the semester

- Log in to your **myUCCS portal** (uccs.edu/portal).
- Go to **Records and Registration** and click on **Access Student Self Services**.
- Click on the **Register for Classes (add/drop)** calendar icon.
You can choose to open and print either your Class Schedule or Weekly Schedule.

Purchase your textbooks

- Log in to your **myUCCS portal** (uccs.edu/portal).
- Click on **View books for your enrolled courses**.
This will take you to the UCCS Bookstore's website which will have all of your required textbooks listed. You can either purchase or rent your textbooks online to pick up later, or print the lists of required textbooks and purchase in-person at the UCCS Bookstore.

Purchase school supplies

In general, school supplies needed are dependent on the student's individual preferences. If a class requires supplies specific to the course, it will be listed on your required textbook list. However, here is a suggested supply list to get you started:

- | | | |
|---------------------------------------|--|---------------------------------------|
| <input type="checkbox"/> Pens/Pencils | <input type="checkbox"/> Notebooks/Paper | <input type="checkbox"/> Highlighters |
| <input type="checkbox"/> Notecards | <input type="checkbox"/> Backpack | <input type="checkbox"/> Planner |
| <input type="checkbox"/> Binders | | |

Log in to Canvas and look for course syllabi

Canvas is a tool many professors use to post class information including course syllabi, assignments, quizzes, and more. A week before classes begin log in to your UCCS Canvas account (canvas.uccs.edu) and check to see if your professors have uploaded syllabi or assignment information for your classes. If so, be sure to look over the syllabus to make sure that you have the books and/or supplies that you need.

Check your UCCS email account

It's important to check your UCCS email daily as this is the primary means of communication for the university. Your UCCS email is where you will receive emails from your professors, find out about important events on campus, and keep up with important deadlines.

To check your UCCS email go to uccs.edu, click on the tools dropdown, and select Microsoft 365 email. You will log in with your UCCS email address and password. If you cannot remember your email or your password, please contact the Office of Information Technology Help Desk (uccs.edu/oit) at 719-255-3536.

Get your student ID card, if you haven't already done so

If you did not have the opportunity during Orientation, be sure to stop by the University Center Information Desk to pick up your student ID card. Your student ID card gives you access to your residence hall (if living on campus), access to the Gallogly Recreation and Wellness Center, and access to various events - among other things.



Tuition & fees available:

Financial aid disbursed:

First eBill statement sent:

Bill due date/census date:

Pay your bill

Everything students need to know about their bill can be found in their **myUCCS portal** (uccs.edu/portal). Once logged in, the student can access a bill estimate, view their balance, pay their bill, authorize others to view and pay their bill, authorize direct deposit, authorize COF (Colorado Opportunity Fund), enroll in a payment plan and view 1098-T tax forms.

Parents, family, and friends, do not have access to their student's myUCCS portal.

Only the student, and anyone that the student sets up as an authorized payer, may view and pay the bill.

Students may add an authorized payer through their myUCCS portal. Authorized payers may view/pay bills through QuikPay (uccs.edu/bursar).

UCCS is a paperless billing campus.

Students receive an email to their UCCS email account when eBills are posted.

Payment plans are available.

Payment plans are available, but students must sign up for a payment plan prior to census date (the tuition due date). There is a \$40 service fee to enroll in a payment plan.

STEP 7

Pay your bill






A summer overlook of the El Pomar Plaza and the clock tower.

"I have found my success at UCCS by exploring my own strengths and interests to find my career path. I wouldn't have without the help and support from advisors, friends, and professors."

Brittany Updike | Senior | Business



TO DO

Check UCCS.edu email daily

UCCS email is the official means of communication for UCCS. To access your uccs.edu email account go to uccs.edu, click on the tools dropdown, and select Office 365 Email.

Download UCCSconnect app

The UCCSconnect mobile app is your one-stop shop that includes your orientation schedule, access to campus clubs and organizations, campus resources, bill estimator, and much more.

Submit immunization records to uccs.mediatconnect.com


The State of Colorado requires that students provide proof of immunity to Measles, Mumps, and Rubella when attending classes at UCCS. Additionally, all incoming students living in housing must provide proof of receiving the Meningococcal ACWY vaccination within the past five years or sign a waiver prior to move in.

Explore leadership opportunities

Consider checking out UCCSlead, a student leadership development program at UCCS with the goal of developing engaged and ethical world-changing leaders. UCCSlead is open to all students and incorporates transformational leadership experiences that culminate with a co-curricular transcript. sll.uccs.edu

Sunday	Monday	Tuesday	Wednesday	Thursday	Friday	Saturday
						1
2	3 Deadline for non-resident students to submit a petition for in-state tuition classification to the Registrar's office for summer 2019	4	5	6	7	8
9	10 First day of summer classes	11	12	13 Last day to enroll or waitlist in a summer course without instructor permission (full term classes)	14 Immunization records due to UCCS Health Services. Upload to UCCS Wellness Center portal at uccs.medicatconnect.com	15
16	17 Final summer payment due in full or enroll in Two Pay payment plan Summer census date (last day to drop individual full term summer classes for a full refund)	18	19	20 Pay plan auto deduction	21	22
23	24	25	26	27	28	29
30						

Calendar dates/deadlines are subject to change.



A sunset view outside of Main Hall.

“I found success at UCCS by making meaningful connections with my peers and professors, as well as reaching out of my comfort zones for learning opportunities.”

Eduardo Diaz de Ramon | Senior | Marketing



TO DO

Reserve your parking permit

All students planning to park on campus can reserve a parking permit online beginning August 6, 2019. uccs.edu/pts

Review your myUCCS Portal to-do items

The to-do items list will note any important university related paperwork that still needs to be submitted, including items that may impact admissions and financial aid. uccs.edu/portal

View your class schedule in your myUCCS portal

Double check to make sure your schedule is what you want it to be. You can swap, drop, or add classes before your first day of school. If you have questions about your class schedule, meet with your academic advisor. Schedule an appointment via Starfish. uccs.edu/starfish

Explore on campus employment opportunities

On-campus jobs begin posting on the Student Employment Assistance Network (SEAN) in mid-July. Create an account, upload a resume, and begin applying. Working on campus is a great way to build your UCCS network. uccs.edu/seans

Sunday	Monday	Tuesday	Wednesday	Thursday	Friday	Saturday
	1	2	3	4 University closed/ No classes	5	6
7	8	9	10 Last day to drop full semester length summer classes (main campus) in myUCCS portal	11	12	13
14	15 Fall jobs begin posting to SEAN: uccs.edu/seans	16	17	18	19	20 Pay plan auto deduction
21	22	23	24	25	26	27
28	29	30	31			

Calendar dates/deadlines are subject to change.


GPS



UCCS Class of 2022.

“Success at UCCS has been built off of relationships I’ve made with other students and staff. Every connection has allowed me to build a support network that has helped me achieve my goals.”

Hannah Luke | Junior | Engineering



TO DO

Finalize your financial aid

August is an important time to ensure that your financial aid matters are finalized. Be sure to accept, reduce, and/or decline your awards in your myUCCS portal as disbursement begins on August 16, 2019. uccs.edu/finaid

Prepare for move-in

If you are living on campus, it's time to get ready for move-in. Connect with your roommate(s), pack your belongings, and double check your move-in time/check-in location. uccs.edu/residence

Remember GPS starts Aug. 22

The Gateway Program Seminar course for all first-year students begins on August 22nd and 23rd from 9:00 am to 5:00 pm. This course introduces students to UCCS and helps build academic, self-efficacy, and interpersonal skills to accomplish personal and professional goals. uccs.edu/gps

Get involved on campus

Getting involved on campus is one way to make UCCS feel like home. Enjoy Clyde's Kickoff and Disorientation Week events as a way to meet other first-year students or get connected by joining a club or two. The annual Club Fair is a great place to start exploring. uccs.edu/studentlife

Sunday	Monday	Tuesday	Wednesday	Thursday	Friday	Saturday
				1 Deadline for non-resident students to submit a petition for in-state tuition classification to the Registrar's office for fall 2019	2 Summer semester ends	3
4	5 Summer grades posted (by midnight) to myUCCS portal	6 Fall 2019 parking permits go on sale. Purchase online. uccs.edu/pts	7	8	9	10
11	12	13	14	15	16 Fall 2019 financial aid disbursement begins	17
18	19 Last day to enroll in the Four Pay payment plan	20 Pay plan auto deduction First-year housing move-in. Students will be notified by UCCS email of specific move-in details/time. Clyde's Kickoff: Ice Cream Social (see UCCSconnect)	21 Clyde's Kickoff: Commuter Student Social, Mtn. Lion Rally, & Playfair (see UCCSconnect)	22 Gateway Program Seminar (GPS) Start Up Days 9:00 am to 5:00 pm *Mandatory for all students enrolled in GPS 1010/1020	23 Gateway Program Seminar (GPS) Start Up Days 9:00 am to 5:00 pm *Mandatory for all students enrolled in GPS 1010/1020 Clyde's Kickoff: Premiere Night & Crave Rave Bingo (see UCCSconnect)	24 Clyde's Kickoff: Movie Madness, Class of 2023 Talent Show, & College Fest (see UCCSconnect)
25 Fri. 8/23- Sun. 8/25 Housing move-in for non-first-year students 9:00 am to 9:00 pm	26 First day of fall classes InterFraternity Council (IFC) recruitment Aug. 26 - Sept. 13 Disorientation Week: Concert on the Lawn (see UCCSconnect)	27 InterFraternity Council (IFC) recruitment Disorientation Week: Meet the Greeks (see UCCSconnect)	28 InterFraternity Council (IFC) recruitment Disorientation Week: Dodgeball Tournament (see UCCSconnect)	29 InterFraternity Council (IFC) recruitment Disorientation Week: Date Doctor: David Coleman (see UCCSconnect)	30 InterFraternity Council (IFC) recruitment	31 InterFraternity Council (IFC) recruitment Student Labor Day Excursion (see UCCSconnect) Disorientation Week: Campus Excursion (see UCCSconnect)


Calendar dates/deadlines are subject to change.



Signs of autumn in front of the UCCS clock tower.

“What helps me succeed at UCCS is the encouragement and the advice from my professors.”

Ethan Mascarenhas | Senior | Anthropology



TO DO

Develop your academic skills

The Office of First Year Experience provides free and ongoing academic skill development for all UCCS students. Learn to study smarter, not harder by attending one or more workshops that meet your academic interests and/or needs. uccs.edu/fye

Visit the Kraemer Family Library

The Kraemer Family Library is the place to go for help with research; librarians can answer questions in person, on the phone, or by email/chat/text. The library also has 26 group study rooms and over 200 computer workstations for student use. uccs.edu/library

Visit the Excel Centers

Stay ahead of your studies and visit an Excel Center or two (or more) and receive free tutoring or help with a written assignment or presentation. uccs.edu/excel

Enjoy a campus tradition

Homecoming is a time for students and alumni to come together to celebrate our storied history. Homecoming features events including a dance, a casino night and a bonfire among many other activities.

uccs.edu/studentlife

Sunday	Monday	Tuesday	Wednesday	Thursday	Friday	Saturday
1 Last day to add full semester length courses without instructor approval <u>InterFraternity Council (IFC) recruitment</u>	2 University closed/ No classes <u>InterFraternity Council (IFC) recruitment</u>	3 University open/ No classes <u>InterFraternity Council (IFC) recruitment</u>	4 <u>InterFraternity Council (IFC) recruitment</u>	5 Student Organization and Involvement Fair (see <u>UCCSConnect</u>) <u>InterFraternity Council (IFC) recruitment</u>	6 <u>InterFraternity Council (IFC) recruitment</u>	7 <u>InterFraternity Council (IFC) recruitment</u>
8 <u>InterFraternity Council (IFC) recruitment</u>	9 <u>InterFraternity Council (IFC) recruitment</u>	10 <u>InterFraternity Council (IFC) recruitment</u>	11 Immunization records due to UCCS Health Services. Upload to UCCS Wellness Center portal at uccs.medicatconnect.com <u>InterFraternity Council (IFC) recruitment</u>	12 Fall census date (last day to drop individual full term fall classes for a refund) Final fall payment due in full or enroll in Three Pay payment plan <u>InterFraternity Council (IFC) recruitment</u>	13 Panhellenic Council (PHC) recruitment Sept. 13 - 16	14 Panhellenic Council (PHC) recruitment
15 Panhellenic Council (PHC) recruitment	16 Panhellenic Council (PHC) recruitment	17	18	19	20 Pay plan auto deduction	21
22	23	24	25 Homecoming: Chalk the Walk (see <u>UCCSConnect</u>)	26 Homecoming: Kickoff (see <u>UCCSConnect</u>)	27 Homecoming: Tailgate & Bonfire (see <u>UCCSConnect</u>)	28 Homecoming: Formal & Casino Night (see <u>UCCSConnect</u>)
29	30					

Calendar dates/deadlines are subject to change.


TO DO



Nightfall at the Ent Center for the Arts.

“My success at UCCS stems from the connection I have made with my advisor. Without her, I wouldn’t have realized my true passions.”

Maia Vaughan | Senior | Communication



TO DO

Complete your FAFSA for the 2020-2021 academic year

The Free Application for Federal Student Aid (FAFSA) must be completed every year. The FAFSA for the 2020-2021 academic year opens on October 1st. fafsa.gov

Make an appointment with your academic advisor

Spring registration for first-year students begins in early November. Students should plan on meeting with their advisor prior to registering for classes. Students may schedule an appointment with their advisor via Starfish. uccs.edu/starfish

Discover Your Future

A student’s career journey starts as soon as they arrive to campus. The Career Center is here to prepare and launch your career. Schedule an appointment through Starfish to explore career options, build a resume, network and connect with professional opportunities and more. uccs.edu/career

Attend Family Weekend

Family Weekend is the perfect opportunity for students to showcase to their families what they are experiencing at UCCS. Family Weekend offers a variety of family-friendly activities and opportunities to connect with the campus community. uccs.edu/parents

Sunday	Monday	Tuesday	Wednesday	Thursday	Friday	Saturday
		1 2020-2021 FAFSA available online at <i>fafsa.gov</i>	2	3	4 Family Weekend Oct. 4 - 6 <i>uccs.edu/parents</i>	5 Family Weekend
6 Family Weekend	7	8	9	10	11	12
13	14	15	16	17	18	19
20 Pay plan auto deduction	21	22	23	24	25	26
27	28 Spring 2020 registration begins. Check myUCCS portal for specific registration date/time. <hr/> HolloWeek Oct. 28 - 31 (see <i>UCCSconnect</i>)	29 HolloWeek	30 HolloWeek	31 HolloWeek		

Calendar dates/deadlines are subject to change.


NOV



Honoring our veterans.

"I found success by taking responsibility for my learning and getting plugged into a campus ministry."

Jake Miratsky | Senior | Chemistry



TO DO

Plan your holiday travels accordingly

Thanksgiving Break is Wednesday, November 27 through Sunday, December 1. Students will have classes on Monday, November 25 and Tuesday, November 26 per their academic course schedule.

Attend a Mountain Lion Athletics game

UCCS has 16 athletic teams that compete within the Rocky Mountain Athletic Conference of NCAA Division II. All home games are free for UCCS students with a valid student ID, and parking is free in campus lots near the venues when the games are in action. gomountainlions.com

Learn and practice your leadership skills

Sign up to participate in the UCCS Student Leadership Conference. The conference is free and open to all student leaders of all levels. Download the UCCSconnect app for more details.

Start preparing for finals

Finals week can be a stressful time for students. It is recommended that you set up and stick to a study schedule so that you can stay ahead of your academics while also being able to take care of yourself. The Office of First Year Experience can help you create a plan. uccs.edu/fye

Sunday	Monday	Tuesday	Wednesday	Thursday	Friday	Saturday
					1 Last day to drop full semester length fall classes (main campus) in myUCCS portal	2 National Academic Quiz Tournament (see <i>UCCSconnect</i>)
3	4	5	6	7	8	9 Leadership Conference (see <i>UCCSconnect</i>)
10	11	12	13	14	15	16
17	18 Commuter Week Nov. 18 - 22 (see <i>UCCSconnect</i>)	19 Commuter Week	20 Pay plan auto deduction Commuter Week	21 Commuter Week	22 Commuter Week	23
24	25	26	27 Thanksgiving Break/ No classes Nov. 27 - Dec. 1 (Offices open Nov. 27)	28 Thanksgiving Break	29 Thanksgiving Break	30 Thanksgiving Break

Calendar dates/deadlines are subject to change.



A winter perspective from the UCCS engineering building.

“Outstanding professors, the Excel Centers, and the Office of Veteran and Military Student Affairs have all contributed to my success at UCCS - a fantastic support team!”

Krista Joyce | Graduate Student | TESOL Program



TO DO

Rock your finals

UCCS has a variety of resources to help you do your best during finals. Visit the Recreation and Wellness Center for self-care, go to an Excel Center to study and get additional content assistance, stop by professor office hours to get clarification on assignments, or meet with First Year Experience to create a study plan.

Return your book rentals and sell back your textbooks

If you rented textbooks from the UCCS Bookstore, do not forget to return them. The UCCS Bookstore also offers a textbook buyback program, based on wholesale demand, with payouts of 25% to 50% of the original retail price.
uccsbookstore.com

Plan to check out of the residence halls for winter break

Students living on campus in a first-year designated housing area need to vacate their room for winter break. Students will not have access to their rooms over winter break and they must check out with their resident assistant prior to leaving for break.
uccs.edu/residence

Purchase your spring 2020 parking permit

Spring 2020 parking permits will go on sale in December. All students can register for their parking permit online and can log in to the parking portal to update their current parking information.
uccs.edu/pts

Sunday	Monday	Tuesday	Wednesday	Thursday	Friday	Saturday
2020-2021 UCCS ¹ Scholarship Application available online <u>uccs.edu/scholarships</u> Spring jobs begin posting to SEAN <u>uccs.edu/seans</u> Thanksgiving Break						
8	9	10	11	12	13	14
15	16 Finals Week Dec. 16 - 19	17 Finals Week	18 Finals Week	19 Finals Week	20 Summer/Fall Commencement	21 Fall textbook rentals from UCCS Bookstore due Students living in first-year housing need to check out with RA no later than noon Fall semester ends
22	23 University closed	24 Fall grades posted (by midnight) to myUCCS portal Spring parking permits go on sale. Purchase online <u>uccs.edu/pts</u> University closed	25 University closed	26 University closed	27 University closed	28
29	30	31 University closed				


Calendar dates/deadlines are subject to change.



A snowcapped Pikes Peak landscape.

“I have personally found success at UCCS by using the Excel Centers and help from my professors.”

Hayley Scott | Junior | Health Care Science



TO DO

Check back into the residence halls

Students living on campus may check back into the residence halls beginning at 9:00 am on Sunday, January 19. Students check back in at their village front desks. uccs.edu/residence

Practice self-care

The Gallogly Recreation and Wellness Center offers a variety of opportunities for you to practice self-care. From a 97,085 square foot fitness center to intramural sports, counseling, health services office visits, nutrition services, and more - there is something for everyone. uccs.edu/wellness

Apply for scholarships

The UCCS Scholarship application opened December 1. The deadline for submitting your application is March 1. For application tips and to apply, visit the UCCS Scholarships website. uccs.edu/scholarships

Participate in Winter Welcome Week activities

Student Life welcomes students back to campus with a host of events during Winter Welcome Week. Enjoy a variety of activities, games, free food, hot cocoa, and more. uccs.edu/studentlife

Sunday	Monday	Tuesday	Wednesday	Thursday	Friday	Saturday
			1 University closed	2 Deadline for non-resident students to submit a petition for in-state tuition classification to the Registrar's office for spring 2020	3	4
5	6	7	8	9	10	11
12	13 Spring 2020 financial aid disbursement date	14	15	16	17	18
19 Students living in first-year housing may check back into housing beginning at 9:00 am Last day to enroll in the Four Pay payment plan	20 Four Pay payment plan auto deduction University closed; UCCS Bookstore open	21 First day of spring classes Winter Welcome Week Jan. 21 - 25 (see <i>UCCSconnect</i>)	22 Winter Welcome Week	23 Winter Welcome Week	24 Winter Welcome Week	25 Winter Welcome Week
26	27 Last day to add full semester length courses without instructor approval	28	29	30	31	


Calendar dates/deadlines are subject to change.



Fueling the UCCS experience beyond the boundaries - UCCS Downtown.

“Success isn’t about what you do, rather it’s about how and why you do it; treat every day as a gift and follow your passion. Then real success will follow.”

Nathanael Santonastaso | Junior | Mechanical Engineering



TO DO

Take advantage of an academic skill refresher

The Office of First Year Experience offers a variety of interactive workshops to help you develop or fine-tune your academic skills. Workshops are free. Sign up via Starfish. uccs.edu/fye

Submit your Free Application for Federal Student Aid (FAFSA)

Students wishing to be considered for financial aid need to submit the FAFSA every year. The FAFSA must be processed by March 1 (for the 2020-2021 academic year) to be considered for a priority packaging plan. UCCS’ school code is 004509. uccs.edu/finaid

Sign up for housing for the 2020-2021 academic year

While it may seem early, now is the time to start thinking about where you will live next academic year. If you are planning to live on campus, look for information regarding on-campus housing. Renewals begin in late February or early March.

uccs.edu/residence

Utilize the Excel Centers

Stay ahead of your studies and visit an Excel Center or two (or more) and receive free tutoring or help with a written assignment or presentation. uccs.edu/excel

Sunday	Monday	Tuesday	Wednesday	Thursday	Friday	Saturday
						1
2	3	4	5 Spring census date (last day to drop individual full term spring classes for a refund) Final spring payment due in full or enroll in Three Pay payment plan	6 Immunization records due to UCCS Health Services. Upload to UCCS Wellness Center portal at https://uccs.medicatconnect.com	7	8
9	10	11	12	13	14	15
16	17	18	19	20 Pay plan auto deduction	21	22
23	24	25	26	27	28	29

Calendar dates/deadlines are subject to change.

WAVE



Heller Center for Arts & Humanities.

“I have found success at UCCS through being involved with many campus organizations and building long-lasting friendships with people in my classes and at work.”

Jessica Benesch | Senior | Exercise Science

TO DO

Meet with your academic advisor

Registration for summer and fall courses will begin in April. Prepare ahead of time by scheduling an appointment with your academic advisor via Starfish to ensure you are taking classes toward your degree plan, and that you are ready to register as soon as your registration date/time opens.

uccs.edu/advising

Take advantage of Spring Break

Spring Break is Monday, March 23 through Sunday, March 29 and serves as a perfect time to practice self-care. Rejuvenate your spirits by planning a road trip, camping, exploring colorful Colorado with your friends, or relaxing at home with your family.

Make plans for the summer

How can you utilize summer experiences to build your resume? Consider a summer job, an internship, a travel experience, take additional classes, or volunteer. Meet with a career counselor at the UCCS Career Center to discuss ways to develop skills and experiences for future employment. uccs.edu/career

Attend an event at the Ent Center for the Arts

The Ent Center for the Arts is home to UCCS Presents (the Artist Series, Theatreworks, and the Galleries of Contemporary Art), and to the Music Program and Theatre and Dance Program. Take time to enjoy the arts during your time at UCCS.

uccs.edu/entcenter

Sunday	Monday	Tuesday	Wednesday	Thursday	Friday	Saturday
1 UCCS Scholarship Application deadline uccs.edu/scholarships FAFSA priority filing date fafsa.gov	2	3	4	5	6	7
8	9	10	11	12	13	14
15	16	17	18	19	20 Pay plan auto deduction	21
22	23 Spring Break Mar. 23 - 29 <i>*No classes unless enrolled in a Spring Break course</i>	24 Spring Break	25 Spring Break	26 Spring Break	27 Spring Break	28 Spring Break
29 Spring Break	30 Summer 2020 registration begins. Check myUCCS portal for specific registration date/time.	31				

Calendar dates/deadlines are subject to change.

AR



A breathtaking end to a hike along the Tava trail.

"I found success at UCCS by getting involved. I was able to find great friends/people that encourage me to put myself out there. I got involved in Orientation and became more outgoing through the nursing program."

Sarah Scott | Senior | Nursing



TO DO

Register for summer and/or fall courses

Get the courses you need at the times you want by registering as soon as your registration date/time becomes available. To find out when you can register, visit your myUCCS portal.

uccs.edu/portal

Attend the annual UCCS Significant Speaker event

Become inspired at this annual event by the words of individuals who have found ways to make a positive impact in our world. Previous speakers have included Gabby Douglas, Dr. Bennet Omalu, LaVar Burton, and Neil deGrasse Tyson among others.

uccs.edu/studentlife

Start preparing for finals

April showers bring May flowers and finals week. Begin to prepare by creating a schedule of due dates and making a study plan. Self-care is also critical - eat healthy, exercise, and get plenty of rest. Don't forget the Office of First Year Experience is here to help you prepare.

uccs.edu/fye

Participate in ROAR Daze

Say goodbye to winter and hello to summer by joining Student Life for a week of fun events including a drive-in movie, drag show, memorable games, unexpected excursions, and much more.

uccs.edu/studentlife

Sunday	Monday	Tuesday	Wednesday	Thursday	Friday	Saturday
			1	2	3 Last day to drop full semester length spring classes (main campus) in myUCCS portal	4
5	6 ROAR Daze Apr. 6 - 11 (see UCCSconnect)	7 ROAR Daze	8 ROAR Daze	9 ROAR Daze	10 ROAR Daze	11 ROAR Daze
12	13 Fall 2020 registration begins. Check myUCCS portal for specific registration date/time.	14	15	16	17	18
19	20 Pay plan auto deduction	21	22	23	24	25
26	27	28	29	30		

Calendar dates/deadlines are subject to change.


MAY



Commencement - where the end of one journey is the beginning of another.

"I found success at UCCS by getting involved with clubs and organizations that I am passionate about."

Hanna Lovin | Sophomore | Psychology & Criminal Justice



TO DO

Prepare to move out of the residence halls

Students living on campus can prepare for moving out by packing, cleaning, and completing their checkout paperwork with their resident assistant. Students must check out of the residence halls no later than noon on Saturday, May 16.

uccs.edu/residence

Celebrate the accomplishments of our Mountain Lion graduates

Spring Commencement is Friday, May 15. Join the UCCS Community as we celebrate our graduating students at the Broadmoor World Arena.

uccs.edu/commencement

Reflect on this past academic year

This is a great time to reflect on the past semester or year at UCCS. What did you like most about your experience? What goals do you have for next year? What are you hoping to gain from your college experience?

uccs.edu/fye

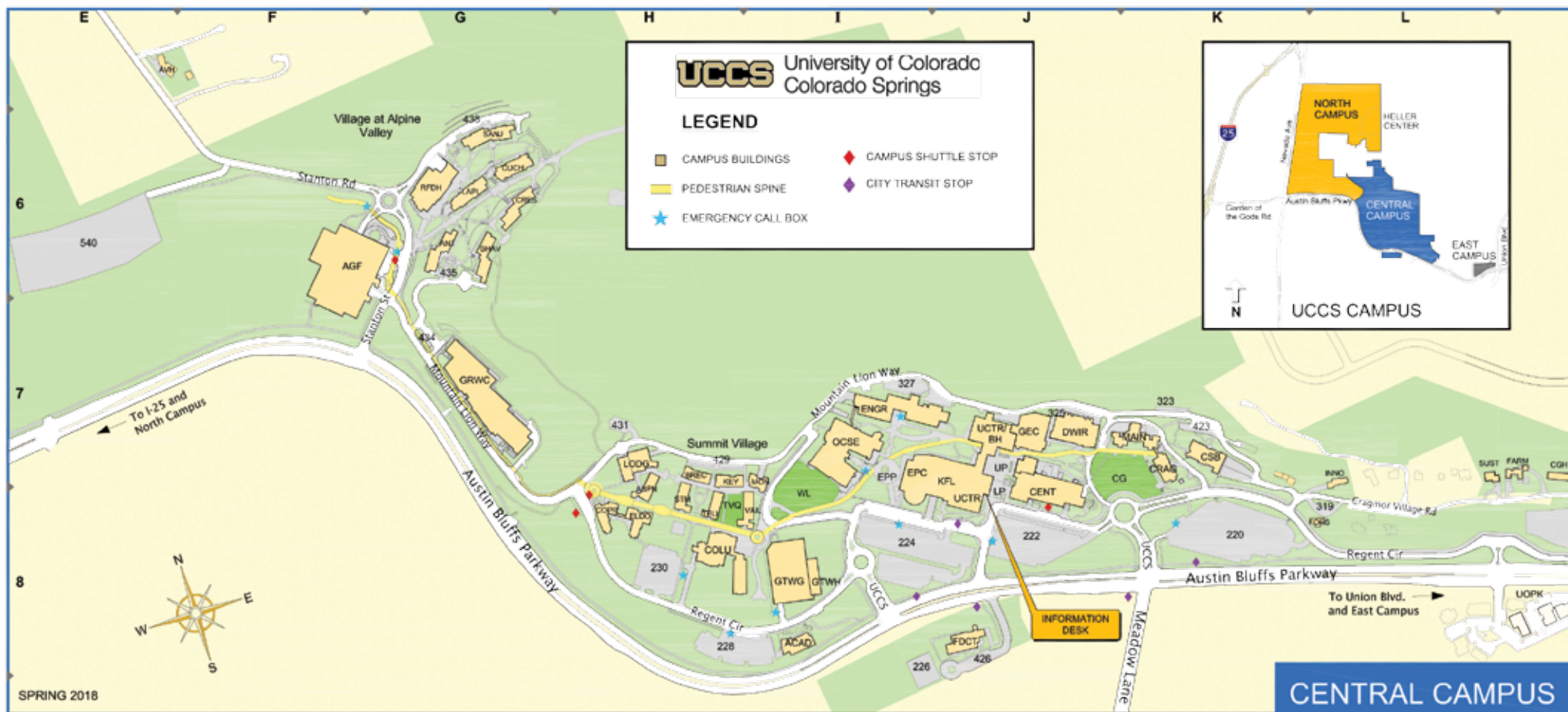
Explore on-campus jobs

Summer jobs will begin posting to the Student Employment Assistance Network (SEAN) on May 1 and fall jobs will begin posting toward the end of July. Spend time exploring opportunities to work on campus and prepare to apply.

uccs.edu/seans

Sunday	Monday	Tuesday	Wednesday	Thursday	Friday	Saturday
					1	2
3	4	5	6	7	8	9
10	11	12	13	14	15	16
	Finals Week May 11 - 14	Finals Week	Finals Week	Finals Week	Spring Commencement	Housing students must move out of residence halls by noon. Spring semester ends
17	18	19	20	21	22	23
	Spring textbook rentals from UCCS Bookstore due Spring grades posted (by midnight) to myUCCS portal	Summer parking permits go on sale. Purchase online: uccs.edu/pts				
24	25	26	27	28	29	30
31	University closed/ No classes					

Calendar dates/deadlines are subject to change.



CAMPUS DIRECTORY

ACAD	ACADEMIC OFFICE BUILDING	18	EPC	EL POMAR CENTER	17
AGF	ALPINE GARAGE & FIELD	F6	EPP	EL POMAR PLAZA	17
ANT	ANTERO HOUSE	G6	FARM	FARMHOUSE	M7
ASPN	ASPEN HOUSE	H7	FDCT	FAMILY DEVELOPMENT CENTER	J8
BH	BERGER HALL (INSIDE UCTR)	J7	FORS	FORSTER HOUSE	L8
BREC	BRECKENRIDGE HOUSE	H7	GEC	GALLOGLY EVENTS CENTER	J7
CENT	CENTENNIAL HALL	J8	GRWC	GALLOGLY RECREATION AND WELLNESS CENTER	G7
CG	CRAGMOR GREEN	K7	GTWG	GATEWAY GARAGE	19
CGH	CAMPUS GREENHOUSE	M7	GTWH	GATEWAY HALL	18
COLU	COLUMBINE HALL	H8	INNO	INNOVATION HOUSE	L7
CON	CONCESSION BLDG	C5	KEY	KEYSTONE HOUSE	H7
COPR	COPPER HOUSE	H8	KFL	KRAEMER FAMILY LIBRARY	J7
CRAG	CRAGMOR HALL	K7	LAPL	LA PLATA HOUSE	G6
CRES	CRESTONE HOUSE	G6	LODG	THE LODGE	H7
CSB	CAMPUS SERVICES BUILDING	K7	LP	LOWER PLAZA	J8
CUCH	CUCHARAS HOUSE	G6	MAIN	MAIN HALL	K7
DWIR	DWIRE HALL	J7	MON	MONARCH HOUSE	17
ELDO	ELDORA HOUSE	H8	OSCF	OSBORNE CENTER FOR SCIENCE & ENGINEERING	17
FNGR	ENGINEERING & APPLIED SCIENCE BLDG	17			

PARKING INFORMATION

All Campus Parking is by permit only unless otherwise specified.

VISITOR HOURLY PARKING:

Pay machines are \$2.00/hr in GTWG Level 3, AGF level 1 visitor parking area and Lot 220

VISITOR METERED PARKING:

Lot 100 and 224

FREE PARKING:

North Campus - Lots 540, 570, 572, 573, 574, 576 & 580.

Free shuttle to Central Campus during fall, spring and summer semesters.
Central and East Campuses - Fridays after 4:00 pm, weekends and during breaks between semesters.



CAMPUS DIRECTORY

B201- B204	EAGLE ROCK MODULARS	C6
CGH	CAMPUS GREEN HOUSE	M7
CON	CONCESSION BLDG	C5
ECFA	ENT CENTER FOR THE ARTS	C5
FARM	FARM HOUSE	M7
FINE	FINE ARTS BUILDING	C6
IPF	INDOOR PRACTICE FACILITY	C3
LANE	LANE CENTER	C6
SUST	SUSTAINABILITY DEMONSTRATION HOUSE	L7
UHAL	UNIVERSITY HALL	N7
4010	4010 REGENT CIRCLE	M7
HELLER CENTER		
HBAR	HELLER BARN	F2
HGUH	HELLER GUEST HOUSE	F2
HMAH	HELLER MAIN HOUSE	F3
HPUH	HELLER PUMP HOUSE	F2
HSTU	HELLER STUDIO	F2

PARKING INFORMATION

All Campus Parking is by permit only unless otherwise specified.

VISITOR HOURLY PARKING:

Pay machines are \$2.00/hr in GTWG Level 3.

AGF level 1 visitor parking area and lot 220

VISITOR METERED PARKING:

Lot 100 and 224

FREE PARKING:

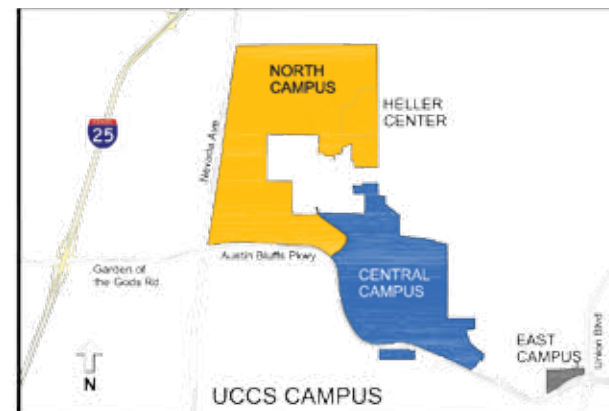
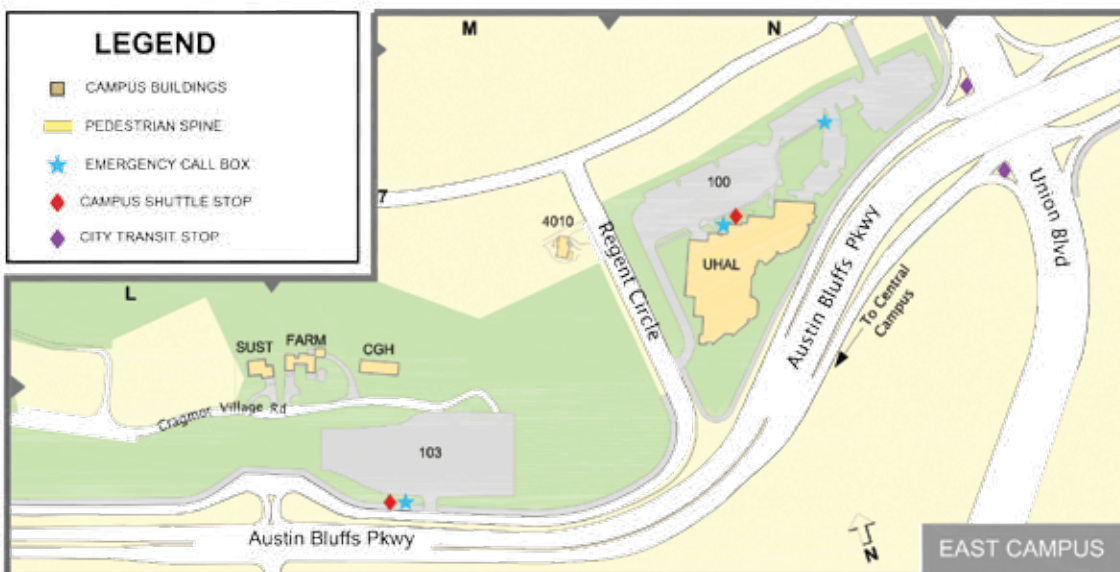
North Campus - Lots 540, 570, 572, 573, 574, 576, & 580.

Free shuttle to Central Campus during fall, spring and summer semesters.

Central and East Campuses - Fridays after 4:00 pm, weekends and during breaks between semesters.

LEGEND

- CAMPUS BUILDINGS
- PEDESTRIAN SPINE
- EMERGENCY CALL BOX
- CAMPUS SHUTTLE STOP
- CITY TRANSIT STOP





Recreation and Wellness Center

uccs.edu/recwllness
Campus Recreation | 719-255-7515
Health & Mental Health Services | 719-255-4444

Residence Life and Housing

uccs.edu/residence
Alpine Village | 719-255-4042
Summit Village | 719-255-6288

Scholarships

719-255-3390 | uccs.edu/scholarships

Student Employment

719-255-3454 | uccs.edu/stuemp

Student Financial Services (Bursar)

719-255-3391 | uccs.edu/bursar

Student Life

719-255-3470 | uccs.edu/studentlife

Sustainability

719-255-3089 | uccs.edu/sustain

Testing Center

719-255-3354 | uccs.edu/testingcenter

UCCS Department Phone Directory

phonedir.uccs.edu

UCCS Public Safety

719-255-3111 | uccs.edu/pusafety

University Center Information Desk

719-255-3450 | uccs.edu/uc

Veteran and Military Student Affairs

719-255-3253 | uccs.edu/military

Financial Aid

719-255-3460 | uccs.edu/finaid

First Year Experience

719-255-3570 | uccs.edu/tye

Gateway Program Seminar

719-255-4099 | uccs.edu/gps

International Affairs: Education Abroad

719-255-5018 | uccs.edu/educationabroad

Institutional Equity Office

719-255-4324 | uccs.edu/equity

Kraemer Family Library

719-255-3295 | uccs.edu/library

LGBT+ Resource Center

719-255-3447 | uccs.edu/lgbtresourcecenter

MOSAIC (Multicultural Office)

719-255-3319 | uccs.edu/mosaic

Office of Information Technology

719-255-3536 | uccs.edu/oit

Orientation

719-255-3098 | uccs.edu/orientation

Registrar

Records, Registration, Transcripts

719-255-3361 | uccs.edu/registrar

Parent and Family Programs

719-255-7551 | uccs.edu/parents

Parking and Transportation Services

719-255-3528 | uccs.edu/pts

Academic Advising

719-255-3260 | uccs.edu/advising

Bookstore

719-255-3247 | uccsbookstore.com

Career Center

719-255-3340 | uccs.edu/career

Copy Center

719-255-3213 | uccs.edu/copycenter

Dean of Students Office

Student Response Team

719-255-3091 | uccs.edu/dos

Dining Services

719-255-3965 | uccs.edu/diningservices

Disability Services

719-255-3354 | uccs.edu/disability

Excel Communication Center

719-255-4770 | uccs.edu/communicationcenter

Excel Languages Center

719-255-3690 | uccs.edu/languagecenter

Excel Mathematics Center

719-255-3687 | uccs.edu/mathcenter

Excel Science Center

719-255-3689 | uccs.edu/sciencecenter

Excel Writing Center

719-255-4336 | uccs.edu/writingcenter

Family Development Center

719-255-3483 | uccs.edu/fdc



University of Colorado
Colorado Springs

8/26/2019

TO WHOM IT MAY CONCERN,

I wholeheartedly recommend the UCCS Orientation Guide and Calendar for consideration of an award of recognition from your respected organization. As a member of our UCCS Marketing and Communication department, I see first-hand the positive effects this calendar has on all audiences who receive and utilize it.

This calendar is seen as a key tool for a new student's academic, fiscal and social success, guiding users through key dates and deadlines, as well as acting as an informer for engaging events. It also helps parents and families keep connected on what their student is doing.

In addition to the direct benefit to students, the calendar is constructed in a collaborative way that improves the finished product through fresh and innovative ideas. Generation of content is a shared responsibility, as is design and editing, and all parties involved act with students in mind.

As a whole, the evolution of this piece, which serves students and families so well, led to the creation of a recognition-worthy communication tool.

Sincerely,

A handwritten signature in black ink, appearing to be "MB", written over a horizontal line.

UCCS FUELS SUCCESS

MARK BELCHER
DIGITAL CONTENT PROGRAM DIRECTOR
UNIVERSITY MARKETING & COMMUNICATIONS
UNIVERSITY OF COLORADO COLORADO SPRINGS